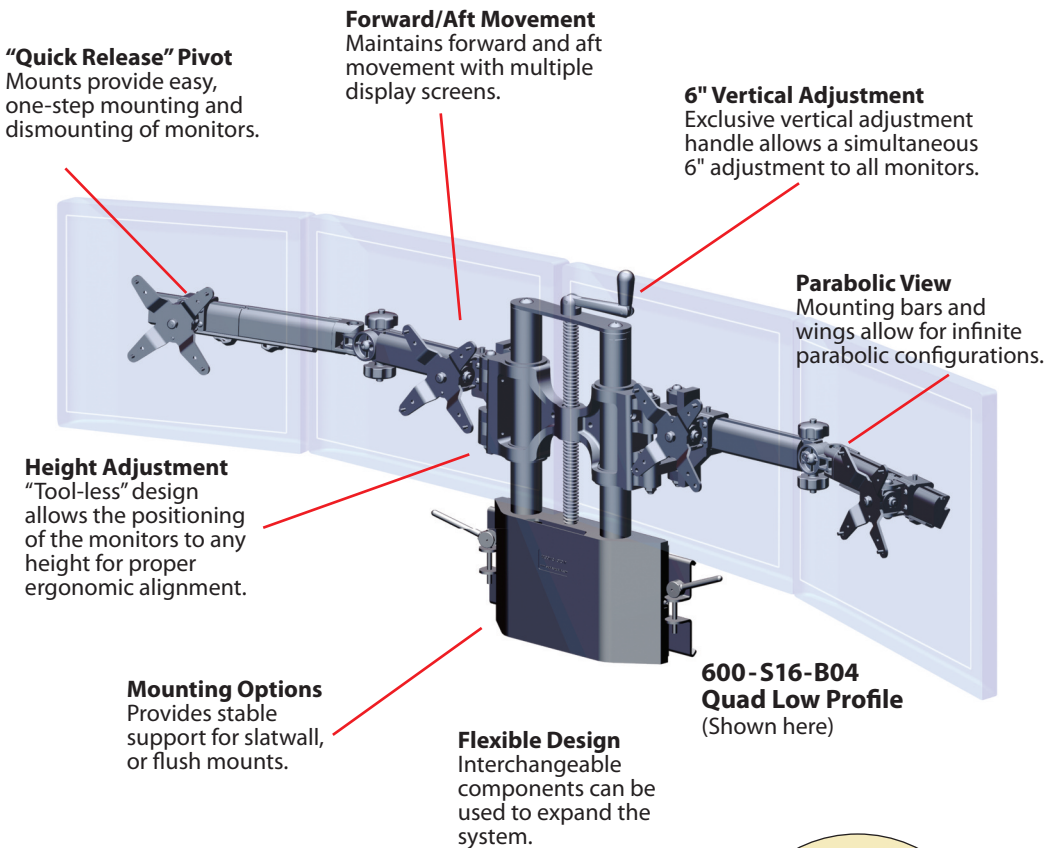


# MULTI SYSTEMS

**Designed for an ever-changing work environment.**



## Product Highlights

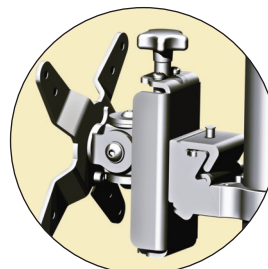

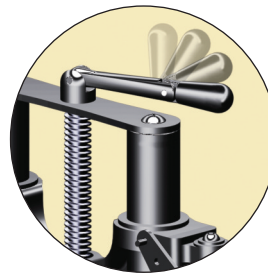
- Expands from 2 to 5 monitors quickly and cost effectively.
- "Quick Release" pivot mounts provide one-step mounting and dismounting.
- "Tool-less" design.
- Adjustable horizontal bars with telescoping wings.
- Precision vertical adjustment.

## Product Specifications

- Pivots 20°up/10°down for each monitor
- Vertical adjustment up/down 6"
- 75mm and 100mm VESA® compatible
- Holds monitors up to 25 lbs. each
- Lifetime Warranty

## Product Options

- Black or Silver
- Slatwall or flush mounts
- Tamper-proof pivot for monitor security available
- Height Adjustable Pivot
- **Additional arm articulation with the 500 series**

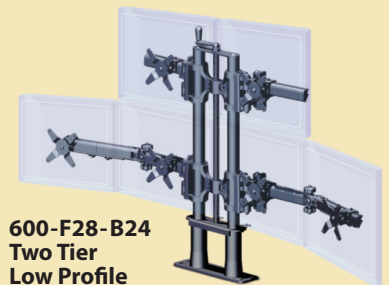


**Ergotech Group's** series of Multi Systems are uniquely designed to maximize work space.

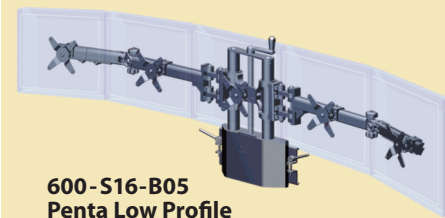
- Quick, effortless adjustments.
- Perfect for environments with shift changes and multiple people using same workstation.
- Interchangeable parts that allow easy scalability from 2 monitors up to 8.




Available with slatwall, or flush mounts



Available with slatwall, or flush mounts



Available with slatwall, or flush mounts



Available with slatwall, or flush mounts

**Additional configurations available upon request**

## 600-S16-B02 Dual Low Profile with slatwall mount

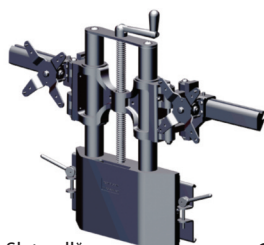
## 600-F19-B02 Dual Low Profile with flush mount

### SPECS

LCD Weight: Up to 25 lbs. each  
 Rotation: 360°  
 Tilt: 20°+/10°-  
 Color: Black or Silver

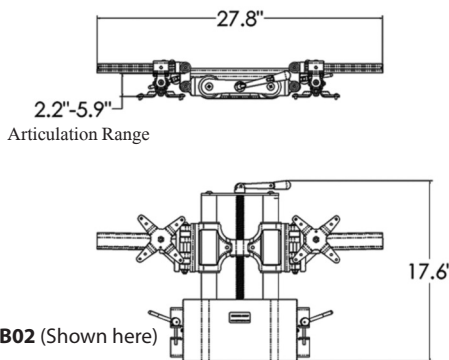


Flush\*



Slatwall\*

600-S16-B02 (Shown here)



## 600-S16-B04 Quad Low Profile with slatwall mount

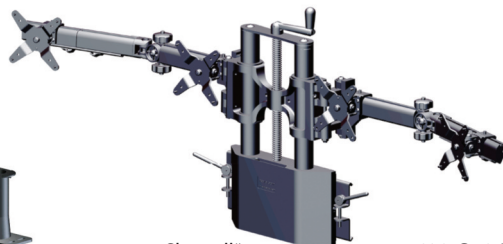
## 600-F19-B04 Quad Low Profile with flush mount

### SPECS

LCD Weight: Up to 25 lbs. each  
 Rotation: 360°  
 Tilt: 20°+/10°-  
 Color: Black or Silver

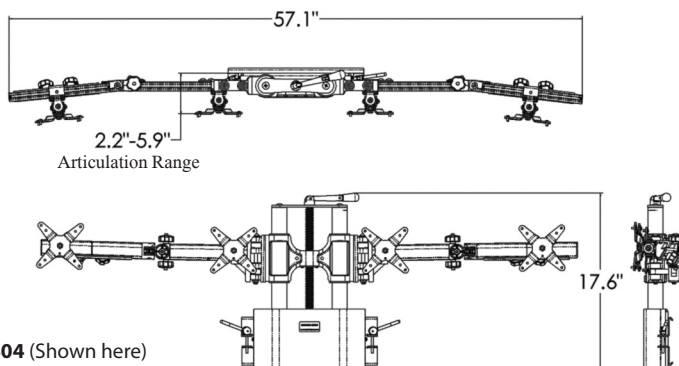


Flush\*



Slatwall\*

600-S16-B04 (Shown here)



## 600-S16-B05 Penta Low Profile with slatwall mount

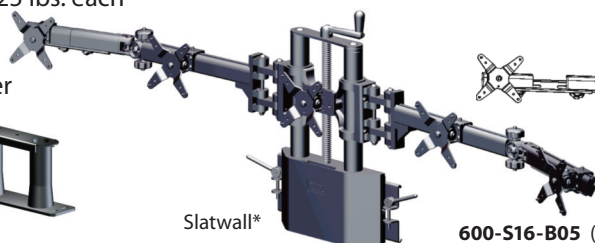
## 600-F19-B05 Penta Low Profile with flush mount

### SPECS

LCD Weight: Up to 25 lbs. each  
 Rotation: 360°  
 Tilt: 20°+/10°-  
 Color: Black or Silver

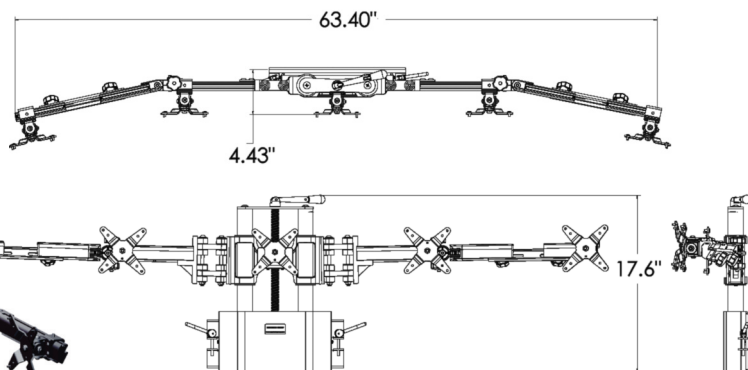


Flush\*



Slatwall\*

600-S16-B05 (Shown here)



## 600-S28-B44 Two Tier with slatwall mount

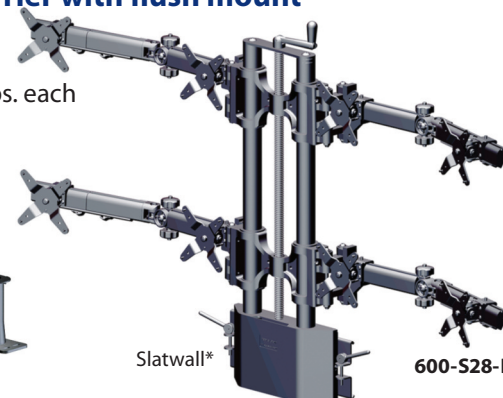
## 600-F28-B44 Two Tier with flush mount

### SPECS

LCD Weight: Up to 25 lbs. each  
 Rotation: 360°  
 Tilt: 20°+/10°-  
 Color: Black or Silver

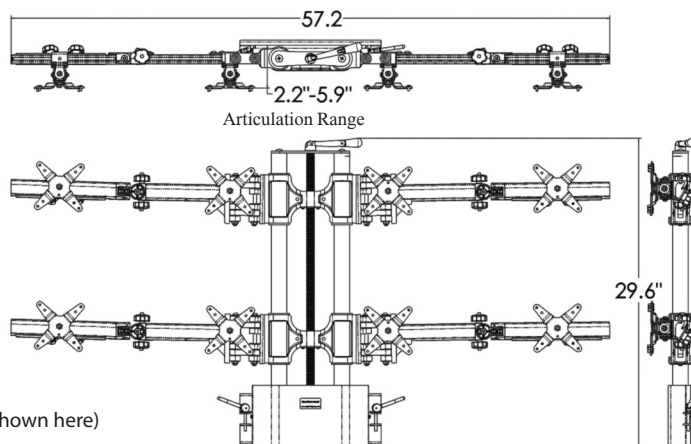


Flush\*



Slatwall\*

600-S28-B44 (Shown here)



\*See [www.ergotechgroup.com](http://www.ergotechgroup.com) for mounting specifications.