


VisionLine™ II



Consoles

VisionLine™ II



VisionLine II is our best modular wall console platform

Console Profile

This is our best modular wall solution for flat panel technologies based on a highly engineered steel spine that offers excellent cable routing and technology management. The frame construction is ideal for space planning large call-centers, team configurations or for angled runs that require sightlines to room architecture. Select from specialized components such as data/voice inserts, integrated CPU swivel mounts or even hard-wired power distribution to take your VL2 console system to the next level. Attractive laminated door kits, corner connectors and end panels provide the final touch to create an impressive look.



4-position workstation cluster is constructed from shared walls for a space-efficient and cost-effective configuration



Configured in viewing rows with dedicated space for each operator, VisionLine II provides excellent sightlines to video walls and other room displays



The styling of VisionLine II is suitable for state-of-the-art operations

VisionLine™ II


VisionLine II Performance Criteria

- Heavy-duty steel frame construction is our most space-efficient and feature-rich wall solution
- For a customized console system look without the associated cost, laminate closures and end panels provide a high-end aesthetic appeal
- Ideal for applications that required screen intensive configurations while maintaining excellent room sightlines
- Accepts integrated voice/data and pre-wired power solutions for plug-in-play service convenience


VisionLine II Specs-at-a-Glance (inches)

- Frame widths: 24/30/36/48/60/72
- Frame heights: desktop/Tier 1
- Surface depths: 28
- Transitions: 7.5°/15°/22.5°/30°/45°/60°/90° in concave & convex angles
- Configuration styles: single-sided, double-sided and team/shared
- Frame construction: 14-ga CRS, welded
- Flat panel accommodation: surface mount; slatwall interface
- Ergonomic upgrades: sit-to-stand motorized monitor and keyboard surfaces; hydraulic adjustable worksurface; spring-assist keyboard platform; retractable keyboard platform
- CPU accommodation: dedicated storage module with retractable service shelf or integrated swing caddy

Solutions Gallery



A comprehensive series of components attach to slatwall interfaces



The VL2 frame or spine can be configured for single-sided and shared consoles

Every effort has been made to ensure the accuracy and depiction of products featured in this brochure. The company reserves the right to modify product appearance, functionality and material specifications without prior notice and assumes no responsibility for any error that may appear in the publication.