

# **RACKS**

NOC Furniture and Console Accessories





Inracks specializes in the design, manufacture, and installation of a complete line of furniture grade 7x24 network operations center, command center, and process control furniture solutions.



### Optional Sit/Stand Configurations

All Summit Edge products are available in an ergonomic sit/stand configuration for environments such as 911 monitoring. This functionality provides long term optimal comfort and increased awareness for operators during critical monitoring situations.

## Customizable Control Room Furniture

The Summit line of control room furniture is expertly crafted to provide all the features required for 7x24 network operations centers, control rooms, and command console applications. Summit has been strategically engineered to offer all this functionality at a price point that fits your budget.

## SUMMIT *EDGE*

The Summit *EDGE* is the ideal console product choice for challenging budget limitations. The modern design fits all command and control room furniture needs and applications.



## SUMMIT *ENTERPRISE*

The Summit *Enterprise* is the flagship control room furniture console, providing full enterprise functionality and appearance with advanced cable management and internal cabinet storage.



**Inracks, Inc. | Control Room Console Furniture**  
78 John Glenn Drive Amherst, New York 14228 USA  
800-346-7521 [customerservice@inracks.com](mailto:customerservice@inracks.com)

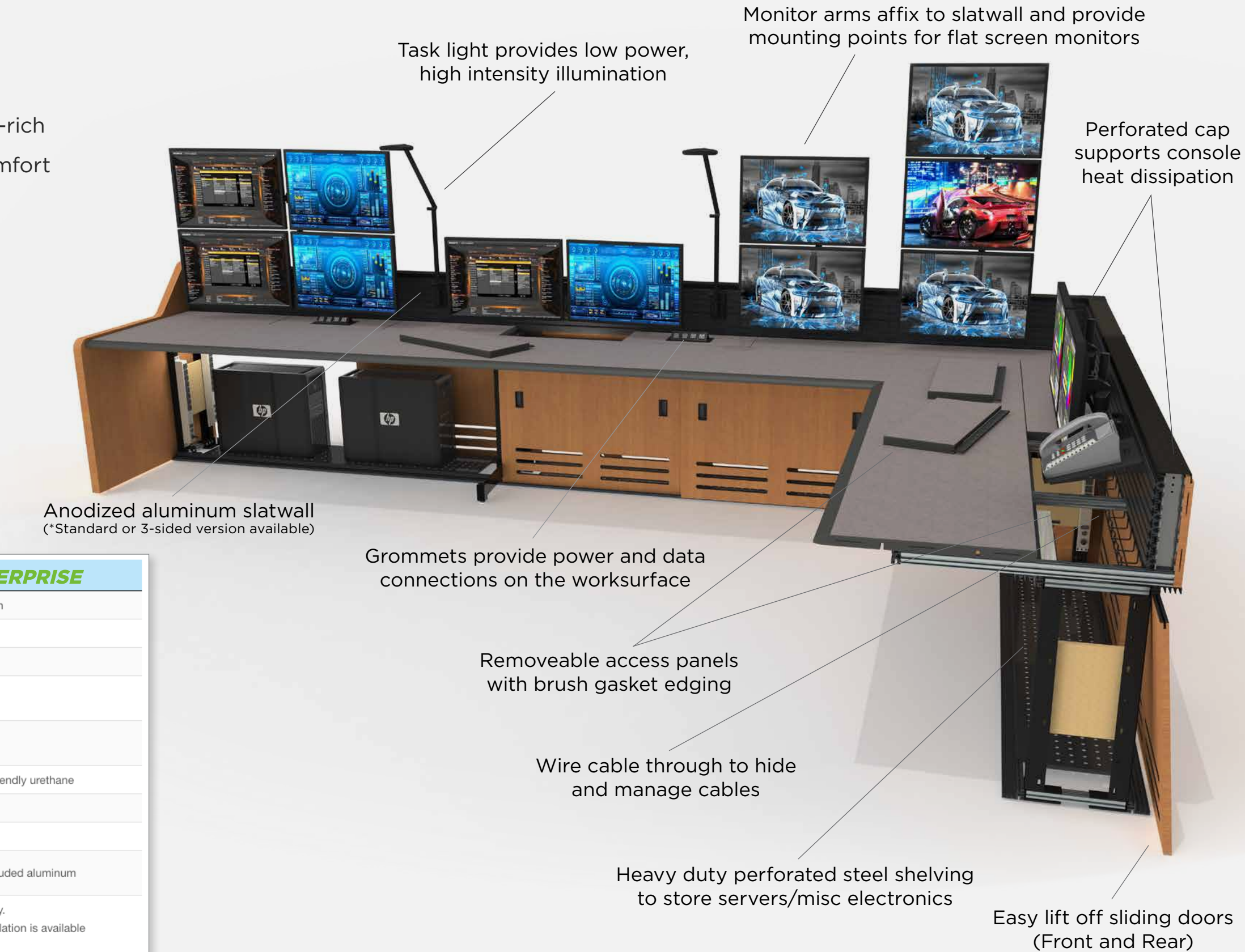


Designed with Comfort  
and Flexibility in Mind

The Summit line of console furniture is feature-rich and provides unlimited flexibility. Operator comfort is assured – we’ve thought of everything:

- Adequate knee and leg space
- Extensive cable and wire management
- Easy front and back access to all equipment
- Generous CPU/Equipment storage
- Optional power and data grommets
- Customizable slatwall mounting for all screen sizes
- Ergonomic work-surface edge
- Multiple widths and depths available
- Extensive high-performance laminate options

SUMMIT <i>EDGE</i>		SUMMIT <i>ENTERPRISE</i>
APPEARANCE	Professional	Top of the line, feature rich
COST	Low	Moderate
BUILT IN STORAGE	No	Yes
CABLE MANAGEMENT	Yes	Advanced
WORKSURFACE SEAM	Small seam between adjacent consoles	Seamless
FRONT EDGE	3mm PVC	Heavy duty, ergonomic-friendly urethane
MITERED CORNERS	No	Yes (as required)
SLATWALL	Optional	Yes
FRAME CONSTRUCTION	Steel	Heavy duty steel and extruded aluminum
ASSEMBLY	End user/dealer assembly is recommended	Partial assembly at factory. Professional factory installation is available





## Our Affordable and Modern Control Room Furniture Solution

The Summit *Edge* series of command center and control room furniture represents an excellent value proposition and offers the following key benefits:

- **500 Lb load rating**
- **Integrated, low-profile cable management**
- **Integrated power available (Multiple mounting locations)**
- **Full complement of accessory items**
- **Straight or cockpit style worksurfaces**
- **Cube slatwall provides 3-sides of mounting and adjustment points for small and oversized LCD displays, task lighting and other optional accessories**

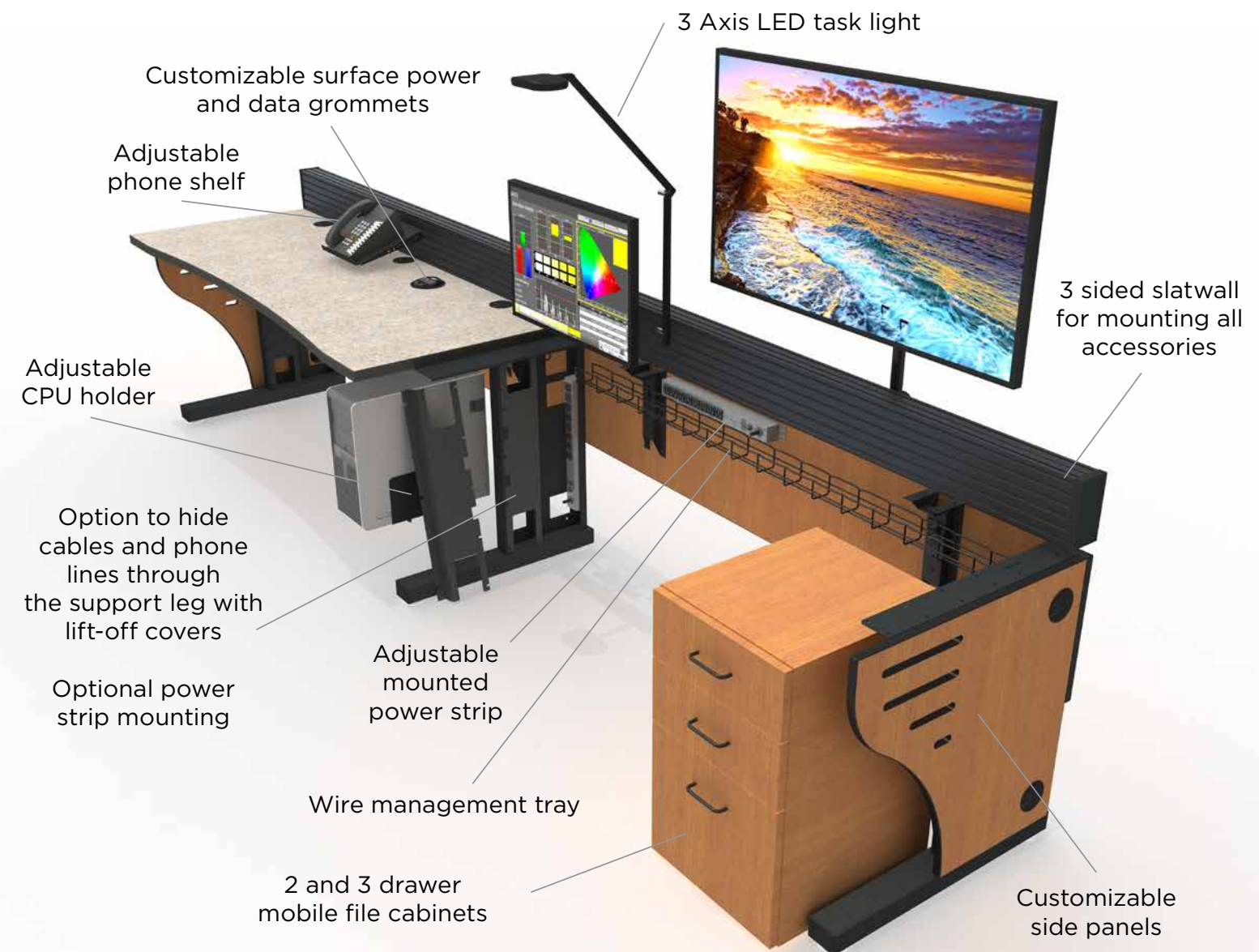
## Key Features

- Attractive powder coated black durable formed steel legs with cable management
- Standard module widths include: 36", 48", 60" and 72"
- High strength (Optional) aluminum cube slatwall to attach monitor arms, task lights, telephones and binders to keep the worksurface clear and organized
- Forward and reverse corner modules: 22.5/45/90 degree
- High-pressure laminate worksurface, modesty panel and end panels
- Vertical and horizontal cable and wire management
- Pass-through grommets to hide and manage wires and cables
- Monitor arms to position LCD/flat screens vertically or horizontally for positive operator observation
- Available CPU holders and keyboard trays
- Standard edge nosed cockpit style worksurface or traditional straight edge

*Summit Edge is available in sit/stand configurations allowing excellent ergonomics and productivity.*

The ability for an operator to change from seated to standing position and still maintain full productivity can reduce injury and improve job satisfaction. A simple push of a button electronically raises or lowers the work station to the desired height. Keyboards, monitors, binders, phones and even cables rise together so everything is fully accessible regardless of position.

[> Inquire for specs and details](#)



**Designed to be end-user assembled**

Easy field assembly eliminates need for professional installation

**Ships flat - Low cost shipping**

Your system is carefully prepared for shipment at Inracks and is shipped via the most economical method.

**Technical furniture look with NOC/control room furniture features**

All the performance you expect from command console furniture (but at a fraction of the cost)



## Our Flagship Product

The Summit Enterprise is our flagship console, providing full enterprise functionality and appearance with comprehensive cable management and slatwall. Additionally, the enterprise control room furniture provides under-worksurface storage for equipment.

**The Summit Enterprise series of control room furniture consoles represents an excellent value proposition and offers the following key benefits:**

- **Advanced Wire Management** using a cable trough running under the worksurface – provides a convenient entrance/exit point for wires and cables
- **All wires and cables are contained and managed within the cable management trough located under the worksurface, accessible via removeable infill panels**
- **Integrated Power and Data Grommets** can provide ready operator access to all required connection points at customer specified worksurface location(s)
- **Enclosed storage for multiple CPUs and UPS**
- **Robust slatwall for multiple displays and oversized monitors**
- **Adequate knee and foot space**
- **Ventilated sliding front and rear access panels lift-off for easy access to equipment storage cabinet**
- **Extensive high-performance laminate options**



### FEATURES

The Summit Enterprise has a high pressure laminate finish and offers matching millwork accessories for your selected color scheme. The result is an “Enterprise” solution and appearance with a pre-engineered price tag.

- High Strength aluminum slatwall to attach monitor arms, task lights, telephones and binders to keep the worksurface clear and organized.
- Standard Module Widths include: 24”, 36”, 48”, 60” and 72”
- Premier End Panel – Enterprise look and feel!
- Urethane Worksurface Edge provides additional protection and Enterprise appearance for Network Operation Center (NOC) and Command Center 24/7 Operations
- Seamless Multi-Console Worksurface Baying – Mitered Corners

**As a value-add to our customers, we provide all console furniture engineering and design rendering services at no charge.**



Standard Product & Options

Consoles can be configured with a variety of factory installed options including custom angles and millwork.



Affordable Accessories

Power, communications and task lighting accessories to meet any control room furniture requirement presented to us by our customers. UL approved.




Intensive Use Task Chairs

Ergonomic task chairs designed with comfort and durability for our control room furniture solutions. Multi-shift 24 hour task chairs | Up to 400lb capacity



Monitor Arms

Monitor arms provide the finishing touch to your NOC or Control Room Furniture system permitting your flat screens to be off of the worksurface.





**Inracks, Inc. | Control Room Console Furniture**

78 John Glenn Drive

Amherst, New York 14228 USA

800-346-7521

[\*customerservice@inracks.com\*](mailto:customerservice@inracks.com)



Made using sustainable  
recycled materials.



100% made  
in America